

Reprinted from



JOURNAL OF  
**POWER  
SOURCES**

---

Journal of Power Sources 54 (1995) 479–482

## Magnesium insertion batteries — an alternative to lithium?

Petr Novák \*, Werner Scheifele, Otto Haas

*Paul Scherrer Institute, Electrochemistry Section, 5232 Villigen PSI, Switzerland*



# JOURNAL OF POWER SOURCES

The International Journal on the Science and Technology of Electrochemical Energy Systems

## US Regional Editor

C.K. Dyer  
Bell Communications Research, Room 3X-271  
331 Newman Springs Road, Box 7040  
Red Bank, NJ 07701-7040, USA

## Asia-Pacific Regional Editor

D.A.J. Rand  
CSIRO Institute of Minerals, Energy and Construction  
Division of Minerals, PO Box 124  
Port Melbourne, Vic. 3207, Australia

## European Regional Editor

P.T. Moseley  
South Row, Chilton  
Didcot OX11 0RT, UK

## Founding Editor and Book Review Editor

D.H. Collins  
Paraje Ermita 6  
04288 Bedar, Spain

## Editorial Board

K.M. Abraham (Norwood, MA, USA)  
W.A. Adams (Ottawa, Ont., Canada)

A.J. Appleby (College Station, TX, USA)  
M. Armand (Saint-Martin-d'Hères, France)  
V.S. Bagotsky (Moscow, Russian Federation)  
J. Broadhead (Needham, MA, USA)  
B. Culpin (Manchester, UK)  
Y. Ito (Kyoto, Japan)  
K.V. Kordesch (Graz, Austria)  
A. Kozawa (Aichi, Japan)  
D.W.H. Lambert (Warrington, UK)  
A.R. Landgrebe (Washington, DC, USA)  
Y. Matsuda (Ube, Japan)  
K. Micka (Prague, Czech Republic)  
R.F. Nelson (Wheat Ridge, CO, USA)  
J. Owen (Southampton, UK)  
D. Pavlov (Sofia, Bulgaria)  
K. Peters (Manchester, UK)  
P. Ruetschi (Yverdon, Switzerland)  
B. Scrosati (Rome, Italy)  
C.A.C. Sequeira (Lisbon, Portugal)  
J.L. Sudworth (Derby, UK)  
M.M. Thackeray (Argonne, IL, USA)  
J. Thompson (Hampton, UK)  
C.A. Vincent (St. Andrews, UK)  
K. Wiesener (Meinsberg/Sa., Germany)

## Aims and Scope

The *Journal of Power Sources* provides an interdisciplinary forum on all aspects of the science, technology and commercialization of primary/secondary batteries and fuel cells, as well as on their application in important and emerging markets such as:

- standby- and portable-power systems
- load-levelling facilities
- electric vehicles
- remote wind- and/or solar-based power supplies
- satellites and deep space probes

## Types of Contributions

- Original research papers within the scope of the journal
- State-of-the-art reviews
- Short communications
- Letters to the Editors
- Technical updates
- Conference proceedings
- Recent publication lists (bibliographies)
- Conference calendar
- Book reviews

## Abstracting Services

This journal is cited by the following Abstracting Services: Cambridge Scientific Abstracts, Chemical Abstracts, Chemistry Citation Index (CCI), Current Contents, Current Titles in Electrochemistry, EIC/Intelligence (Energy Information Abstracts), INSPEC, Leadscan, Metals Abstracts, PASCAL/CNRS, Science Citation Index.

## Subscription Information 1995

Volumes 52-57, each volume containing 2 issues, are scheduled for publication. Prices are available from the publishers upon request. Subscriptions are accepted on a prepaid basis only. Issues are sent by SAL (Surface Air Lifted) mail wherever this service is available. Airmail rates are available upon request. Please address all requests regarding orders and subscription queries to:

## ELSEVIER SCIENCE S.A.

P.O. Box 564, 1001 Lausanne, Switzerland  
Telephone: +41 (21) 320 73 81, Fax: +41 (21) 323 54 44  
Telex: 450 620 ELSA CH

Customers in the United States and Canada may obtain information from:

## ELSEVIER SCIENCE INC.

Attn.: Journal Information Center, 655 Avenue of the Americas  
New York, NY 10010, USA  
Telephone: +1 (212) 633 3750, Fax: +1 (212) 633 3764  
Telex: 420-643 AEP UI

**USA mailing info:** *Journal of Power Sources* (ISSN 0378-7753) is published monthly by Elsevier Science S.A. (P.O. Box 564, 1001 Lausanne). Annual subscription price in the USA is US\$ 1667.00 (valid in North, Central and South America only), including air speed delivery. Application to mail at second class postage rate is pending at Jamaica, NY 11431.

**USA POSTMASTER:** Send address changes to *Journal of Power Sources*, Publications Expediting Inc., 200 Meacham Avenue, Elmont, NY 11003. **AIRFREIGHT AND MAILING** in the USA by Publications Expediting, 200 Meacham Avenue, Elmont, NY 11003.

# Magnesium insertion batteries – an alternative to lithium?

Petr Novák\*, Werner Scheifele, Otto Haas

*Paul Scherrer Institute, Electrochemistry Section, 5232 Villigen PSI, Switzerland*

## Abstract

$\text{Li}^+$ ,  $\text{Na}^+$  and  $\text{Mg}^{2+}$  insertion in five hydrated, layered vanadium bronzes,  $\text{LiV}_3\text{O}_8$ ,  $\text{NaV}_3\text{O}_8$ ,  $\text{KV}_3\text{O}_8$ ,  $\text{Mg}(\text{V}_3\text{O}_8)_2$  and  $\text{Ca}(\text{V}_3\text{O}_8)_2$ , was studied with regard to their use as electroactive materials in ion-transfer batteries. The behaviour of all bronzes is similar: variation in the content of bound lattice water in the bronzes is responsible for a difference in the electrochemical properties of the same material dried at different temperatures. The presence of this water is essential; the amount of  $\text{H}_2\text{O}$  in the  $\text{NaV}_3\text{O}_8 \cdot (\text{H}_2\text{O})_x$  and  $\text{Mg}(\text{V}_3\text{O}_8)_2 \cdot (\text{H}_2\text{O})_x$  bronzes has been optimized to get the best electrochemical performance. The specific charges of both optimized bronzes calculated from the first discharge are about 330 and 150 mAh/g for  $\text{Li}^+$  and  $\text{Mg}^{2+}$  insertion, respectively.

**Keywords:** Magnesium; Lithium; Sodium rechargeable batteries; Insertion

## 1. Introduction

High energy density rechargeable electrochemical cells with a lithium negative electrode, an aprotic electrolyte and a positive electrode exploiting insertion electrochemistry are currently under development in many laboratories. The merit of this concept is that the same number of cations generated at one of the electrodes is also consumed at the opposite electrode. Thus, in contrast to customary batteries, there is no need for comparatively large solvent volumes accommodating the stoichiometric amount of the salt involved in electrochemical reactions.

The majority of the relevant literature dealing with insertion reactions in battery development focuses on the use of lithium. However, due to the natural abundance of magnesium and its relatively low equivalent weight of 12 g/F – higher than lithium (7 g/F) but lower than sodium (23 g/F) – metallic magnesium might be an alternative to lithium in a future ion-transfer battery. Other advantages include a relatively low price of about US\$ 3000/ton [1] versus US\$ 21 000/ton for lithium [2] and an expected higher safety of batteries based on metallic magnesium compared with lithium or sodium. On the other hand, the electrochemistry of metallic magnesium at ambient temperatures is still far from being well understood, and the electrochemical insertion reactions of magnesium have been seldom investigated [3–6].

The aim of our present research activities is to characterize the electrochemistry of various potentially promising metal oxides, sulfides and other insertion compounds in organic solvents and low-temperature salt melts containing  $\text{Mg}^{2+}$ . Until now, only materials based on vanadium and molybdenum oxides [7] showed promising specific charge and reversibility. We have demonstrated reversible cycling of  $\text{V}_2\text{O}_5$  in  $\text{Mg}^{2+}$ -containing electrolytes at room temperature for the first time [8]. In acetonitrile-based electrolytes, specific charges of up to 380 mAh/g have been reached using  $\text{V}_6\text{O}_{13}$  but the specific charge declined rapidly during cycling [9]. Further experiments showed that the group of vanadium bronzes of the  $\text{NaV}_3\text{O}_8$ -type, although having lower specific charges, are more promising for the magnesium battery [10,11]. In this paper, the insertion electrochemistry of  $\text{Mg}^{2+}$  in the vanadium bronzes is compared with the insertion of  $\text{Li}^+$  and  $\text{Na}^+$ .

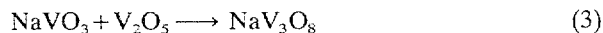
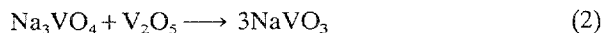
## 2. Experimental

### 2.1. Preparation of the bronzes

Five bronzes,  $\text{LiV}_3\text{O}_8$ ,  $\text{NaV}_3\text{O}_8$ ,  $\text{KV}_3\text{O}_8$ ,  $\text{Mg}(\text{V}_3\text{O}_8)_2$  and  $\text{Ca}(\text{V}_3\text{O}_8)_2$  were prepared as follows. An aqueous solution of  $\text{LiOH}$ ,  $\text{NaOH}$  or  $\text{KOH}$  or an aqueous suspension of  $\text{MgO}$  or  $\text{CaO}$  was stirred with a stoichiometric amount of  $\text{V}_2\text{O}_5$  at  $\sim 50^\circ\text{C}$  overnight. The yellow colour of  $\text{V}_2\text{O}_5$  turned gradually to red-brown

\* Corresponding author.

under slow precipitation of the *hydrated* bronze. The latter was filtered, washed with  $\text{H}_2\text{O}$ , and vacuum-dried at room temperature for several days. After a mild grinding, the hydrated bronze was further dried under dynamic vacuum at 50, 100, or 200 °C overnight. The following steps have been proposed to occur [12]:



In fact, the chemical formulae of our bronzes should be written as  $\text{NaV}_3\text{O}_8 \cdot (\text{H}_2\text{O})_y$ ,  $\text{Mg}(\text{V}_3\text{O}_8)_2 \cdot (\text{H}_2\text{O})_y$ , etc., where  $(\text{H}_2\text{O})_y$  denotes an unknown, variable amount of bound water, including  $y=0$ .

## 2.2. Characterization of the bronzes

The chemical composition of the bronzes was verified by flame atomic emission spectroscopic analysis. Differential scanning calorimetric (DSC) measurements were performed using a Perkin-Elmer DSC-7 equipment. Infrared (IR) spectra (1024 scans at  $2\text{ cm}^{-1}$  resolution) of the bronzes were taken on a Perkin-Elmer system 2000 FT-IR spectrometer using a Graseby Specac diffuse reflectance accessory. About 4 wt.% of the bronze was thoroughly mixed with 96 wt.% of KBr immediately before the measurement. The spectra were converted to Kubelka-Munk units. X-ray diffraction (XRD) studies were performed on samples sealed in glass capillaries using a STOE automatic powder diffractometer; the data analysis was performed with the LATCON program.

## 2.3. Electrochemical measurements

The electrochemical properties of the bronzes were studied by very slow cyclic voltammetry and galvanostatic cycling; a standard electrochemical instrumentation was used. To give the electrodes electronic conductivity and mechanical stability, each of the bronzes to be tested was mixed with an equal part of Teflonized carbon black (25 wt.% polytetrafluoroethylene (PTFE) + 75 wt.% acetylene black, prepared according to Ref. [13]). The mixture was pressed on platinum current collector. The working electrodes had geometrical areas of  $1.3\text{ cm}^2$  and contained about 10 mg of electroactive material. For the sake of comparison, the currents were normalized by the mass of the electroactive material and are expressed in mA/g. Specific charges, expressed in mAh/g, were calculated from the integrated charge and the mass of the bronze in the PTFE-bonded electrode.

Hermetically sealed three-electrode cells were used in which working and counter electrodes were mechanically pressed ( $\sim 2\text{ kg/cm}^2$ ) together against a separator soaked with the electrolyte. The cells had an

internal configuration like button cells. Metallic magnesium, sodium, or lithium served as counter electrodes.  $\text{Ag}/\text{Ag}^+$  (+3.57 V versus  $\text{Li}/\text{Li}^+$ ),  $\text{Na}/\text{Na}^+$  (+0.22 V versus  $\text{Li}/\text{Li}^+$ ),  $\text{Li}/\text{Li}^+$ , and  $\text{Al}/\text{Al}^{3+}$  (+1.4 V versus  $\text{Li}/\text{Li}^+$ ) reference electrodes were used in electrolytes containing corresponding ions but all potentials were recalculated into the  $\text{Li}/\text{Li}^+$  scale.

Electrochemical measurements in 'wet' (0.5–2 M  $\text{H}_2\text{O}$ ), 0.5–1 M  $\text{Mg}(\text{ClO}_4)_2$ -containing acetonitrile (AN) solutions as well as in 'dry' (<50 ppm  $\text{H}_2\text{O}$ ) propylene carbonate (PC) containing 0.5 M  $\text{Mg}(\text{ClO}_4)_2$ , 0.5 M  $\text{NaClO}_4$  or 0.5 M  $\text{LiClO}_4$ , respectively, were performed at room temperature, whereas measurements in a salt melt containing 3 wt.%  $\text{MgCl}_2$ , 56 wt.%  $\text{AlCl}_3$ , and 41 wt.% 1-ethyl-3-methylimidazolium chloride (EMIC) were performed at 80 °C. The salt melt was made and purified as described in Ref. [10]. The  $\text{AlCl}_3/\text{EMIC}$  mixture (liquid at room temperature) was purified by electrolysis between aluminium and nickel electrodes for one week; water-free  $\text{MgCl}_2$  was added afterwards. The preparation of the electrolytes, as well as the cell assembly, were performed in an argon-filled glove box in which the  $\text{H}_2\text{O}$  and  $\text{O}_2$  levels were not allowed to exceed 5 ppm.

## 3. Results and discussion

Compounds with layered structures are promising candidates for insertion electrodes. According to our XRD investigations [11,14], each of the prepared vanadium bronzes is a poorly crystalline layered compound. Fig. 1, in which the first voltammetric cycles of  $\text{Mg}(\text{V}_3\text{O}_8)_2$  are compared for three cations, shows that it is possible to insert  $\text{Li}^+$ ,  $\text{Na}^+$  and  $\text{Mg}^{2+}$  into

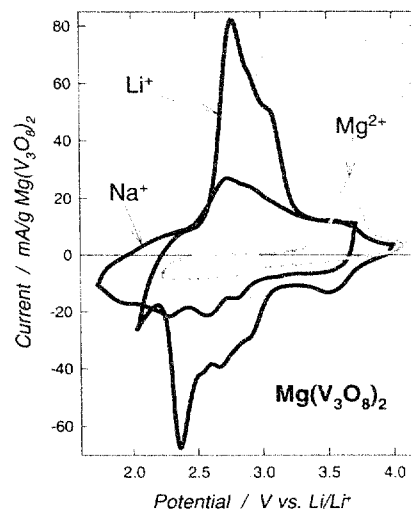
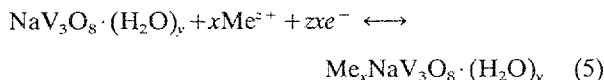
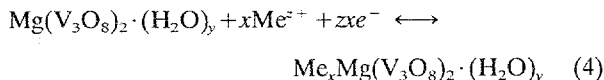


Fig. 1. Voltammograms in the 'dry'  $\text{ClO}_4^-$ /propylene carbonate electrolytes (1st cycles at  $50\text{ }\mu\text{V/s}$ ) of  $\text{Mg}(\text{V}_3\text{O}_8)_2 \cdot (\text{H}_2\text{O})_y$ , dried at 50 °C.

this particular bronze. A comparison between the five synthesized bronzes has shown that the electrochemistry of the other bronzes is similar. During electrochemical reduction, cations ( $\text{Me}^{z+}$ ) are inserted into, and during re-oxidation expelled from the bronzes. An overall electrode reaction scheme can be written as:



As typical examples, results achieved on  $\text{NaV}_3\text{O}_8$  and  $\text{Mg}(\text{V}_3\text{O}_8)_2$  are shown below.

It followed from the comparison of specific charges of the bronzes dried at different temperatures that the bronzes dried at 200 °C were electrochemically much less active than the bronzes dried at 50 or 100 °C [10]. Our recent detailed DSC as well as IR spectroscopic results evidence that variations of the water content in the bronzes are responsible for the observed difference in the electrochemical properties of the same material dried at different temperatures. The as-prepared bronzes, synthesized by a solution technique, contain a fairly high amount of water. Part of this water is loosely bound and easily removed at temperatures below 100 °C. This loosely bound water is undesirable in electrode materials intended for non-aqueous cells because it might contaminate the electrolyte. The rest of the  $\text{H}_2\text{O}$  molecules contained in the bronzes, identified by IR as lattice water, is lost in the temperature range from 100 to 200 °C. The presence of this lattice water is essential for good electrochemical performance of the bronzes. The amount of  $\text{H}_2\text{O}$  in the structure has been optimized to get the best electrochemical performance.

Lithium insertion in  $\text{LiV}_3\text{O}_8$  and related bronzes has been recently investigated in several laboratories; in Ref. [15] the use of pure PC as well as of mixtures of PC and ethylene carbonate (EC) is claimed to give the best results. PC was therefore chosen also for our experiments. Fig. 2 compares the specific charges of an optimized bronze,  $\text{NaV}_3\text{O}_8 \cdot (\text{H}_2\text{O})_y$  ( $y \sim 1.5$ ) measured in dry PC containing  $\text{LiClO}_4$ ,  $\text{NaClO}_4$  and  $\text{Mg}(\text{ClO}_4)_2$ , respectively. The data have been derived from cyclic voltammetry and galvanostatic cycling experiments; both methods gave matching specific charges. Results similar to those shown in Fig. 2 for the  $\text{NaV}_3\text{O}_8 \cdot (\text{H}_2\text{O})_y$  bronze have also been obtained with the best performing  $\text{Mg}(\text{V}_3\text{O}_8)_2 \cdot (\text{H}_2\text{O})_y$  bronze.

As expected, the highest specific charge of about 330 mAh/g is reached for the insertion of  $\text{Li}^+$  ions. This charge corresponds to about  $1.4e^-$  and  $1.3e^-$  per one vanadium atom in the sodium and magnesium bronze, respectively. The specific charge slightly decreases dur-

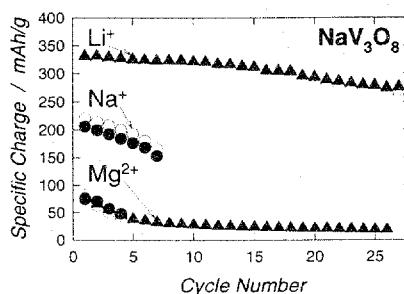


Fig. 2. Specific charge in the 'dry'  $\text{ClO}_4^-$ /propylene carbonate electrolytes of  $\text{NaV}_3\text{O}_8 \cdot (\text{H}_2\text{O})_y$  dried at 50 °C. Filled symbols: discharge, and open symbols: charge, (○) from voltammetric cycling as in Fig. 1; (Δ) from galvanostatic cycling ( $\text{Li}^+ = 50$  mA/g, 1.0–4.0 V;  $\text{Mg}^{2+} = 10$  mA/g, 2.1–4.1 V versus  $\text{Li/Li}^+$ ).

ing cycling — after 25 deep cycles it is about 280 mAh/g. The coulombic efficiency of the  $\text{Li}^+$  insertion is nearly 100%.

The electrochemical insertion of  $\text{Na}^+$  in the bronzes proceeds in the same potential range as the insertion of  $\text{Li}^+$ . The similarities in the fine structure of the voltammograms (Fig. 1) suggest that the insertion sites in the bronze are similar for both cations. However, the kinetics of the  $\text{Na}^+$  insertion is obviously slower. The initial specific charge for the  $\text{Na}^+$  insertion is about 200 mAh/g, and the available charge decreases more rapidly with the cycle number (Fig. 2). A similar gradual degradation during sodium insertion/extraction cycles in  $\text{NaV}_3\text{O}_8$  (synthesized at high temperatures) has been observed by West et al. [16] in sodium cells with solid polymer electrolytes.

The lowest specific charge in 'dry' PC, about 80 mAh/g, was reached for the  $\text{Mg}^{2+}$  insertion. But, due to strong solvation effects [8], the specific charge of  $\text{Mg}^{2+}$  insertion significantly increases with the increasing number of  $\text{H}_2\text{O}$  molecules in the electrolyte, and it is also solvent dependent. For example, in 1 M  $\text{Mg}(\text{ClO}_4)_2 + 2$  M  $\text{H}_2\text{O}$  in AN, a specific charge of 210 mAh/g was measured. However, to avoid the reaction of metallic magnesium with water, fairly dry electrolytes are preferred in a secondary magnesium battery.

A rigorously dry environment can be reached in room temperature molten salts based on  $\text{AlCl}_3$ . Our experiments demonstrated that it is possible to insert  $\text{Mg}^{2+}$  from the salt melt in all bronzes. Fig. 3 shows an example of reversible  $\text{Mg}^{2+}$  insertion in  $\text{Mg}(\text{V}_3\text{O}_8)_2 \cdot (\text{H}_2\text{O})_y$ . The specific charge can reach up to about 150 mAh/g during the first discharge which corresponds to about  $0.6e^-$  per one vanadium atom, but it decreases during cycling; after 60 deep cycles, it stabilizes between 60 and 85 mAh/g depending on the particular experiment. IR spectroscopic investigations have shown that the lattice water bonded between the layers of the bronzes is removed during the cycling in  $\text{Mg}^{2+}$  containing electrolytes (Fig. 4). Attempts to replace the

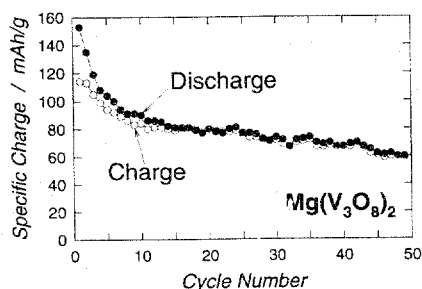


Fig. 3. Specific charge in the  $\text{MgCl}_2/\text{AlCl}_3$ /1-ethyl-3-methylimidazolium chloride salt melt of  $\text{Mg}(\text{V}_3\text{O}_8)_2 \cdot (\text{H}_2\text{O})_x$  dried at  $100^\circ\text{C}$  (from voltammetric cycling at  $50 \mu\text{V/s}$  from 1.9 to 3.1 V vs.  $\text{Li/Li}^+$ ).

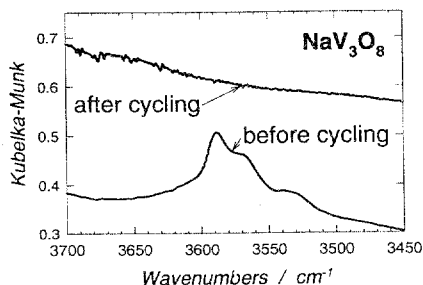


Fig. 4. Infrared spectra of  $\text{NaV}_3\text{O}_8 \cdot (\text{H}_2\text{O})_x$  dried at  $100^\circ\text{C}$  showing the loss of lattice water during cycling in the 'wet' 1 M  $\text{Mg}(\text{ClO}_4)_2$  + 1 M  $\text{H}_2\text{O}$ /acetonitrile electrolyte.

bonded lattice water by molecules compatible with the non-aqueous electrolytes such as dimethylsulfoxide (DMSO) are in progress; specific charges of up to 210 mAh/g have already been reached in the salt melt for a  $\text{Mg}(\text{V}_3\text{O}_8)_2$  bronze synthesized in DMSO instead of water.

#### 4. Conclusions

As a first step to a novel rechargeable magnesium battery we have demonstrated reversible cycling of vanadium bronzes in dry,  $\text{Mg}^{2+}$ -containing electrolytes.

#### Acknowledgements

X-ray diffraction studies performed by Dr V. Shklover of the Swiss Federal Institute for Technology, Zurich as well as flame atomic emission analyses performed by R. Keil, Paul Scherrer Institute, are gratefully acknowledged. We also would like to thank the Swiss Federal Department of Energy for financial support (Grant No. EF-PROCC(91)18).

#### References

- [1] S.D. Fritts and R. Gopal, *J. Electrochem. Soc.*, **140** (1993) 3337.
- [2] H.S. Burney and J.B. Talbot, *J. Electrochem. Soc.*, **138** (1991) 3140.
- [3] J.P. Pereira-Ramos, R. Messina and J. Perichon, *J. Electroanal. Chem.*, **218** (1987) 241.
- [4] T.D. Gregory, R.J. Hoffman and R.C. Winterton, *J. Electrochem. Soc.*, **137** (1990) 775.
- [5] R.J. Hoffman, R.C. Winterton and T.D. Gregory, *US Patent No. 4 894 302* (1990).
- [6] R.E. Dueber, J.M. Fleetwood and P.G. Dickens, *Solid State Ionics*, **50** (1992) 329.
- [7] M.E. Spahr, P. Novák, O. Haas and R. Nesper, *J. Power Sources*, **54** (1995) 346.
- [8] P. Novák and J. Desilvestro, *J. Electrochem. Soc.*, **140** (1993) 140.
- [9] F. Joho, P. Novák, O. Haas and R. Nesper, *Chimia*, **47** (1993) 288.
- [10] P. Novák, W. Scheifele and O. Haas, *Molten Salt Forum*, **1–2** (1993/94) 389.
- [11] P. Novák, V. Shklover and R. Nesper, *Z. Phys. Chem.*, **185** (1994) 51.
- [12] G. Pistoia, M. Pasquali, G. Wang and L. Li, *J. Electrochem. Soc.*, **137** (1990) 2365.
- [13] I. Iliev, J. Mrha, S. Gamburtsev and A. Kaisheva, *J. Appl. Electrochem.*, **5** (1975) 291.
- [14] V. Shklover, P. Novák, F. Ried and R. Nesper, *J. Solid State Chem.*, submitted for publication.
- [15] A. Momchilov, V. Manev, A. Nassalevska, M. Pasquali and G. Pistoia, *J. Appl. Electrochem.*, **20** (1990) 763.
- [16] K. West, B. Zachau-Christiansen, T. Jacobsen and S. Skaarup, *Solid State Ionics*, **28–30** (1988) 1128.

# GUIDE FOR AUTHORS

## Submission of Papers

Authors should submit a **disk** together with **three** copies of their articles (complete in all respects) direct to the appropriate Regional Editor at the addresses listed on the inside front cover. Contributions are accepted on the understanding that authors have obtained the necessary authority for publication. Submission of an article must be accompanied by a statement that the article is original and unpublished and is not being considered for publication elsewhere. Upon acceptance of an article by the Journal, the author(s) will be asked to transfer the copyright of the article to the publisher. This transfer will ensure the widest possible dissemination of information.

## Disk Preparation

The final text should be submitted on a 3.5" disk (in addition to the hard copies and original figures). Double density (DD) or high density (HD) disks formatted for IBM compatibles or Apple Macintosh are preferred. The files should be saved in the native format of the word processing program used. Most popular word processor file formats are acceptable, though we cannot guarantee the usability of all formats. The disk format, word-processor format, file name(s) and the title and authors of the article should be indicated on the disk. The content of the disk must correspond exactly to the hard copy version of the paper.

## Manuscript Preparation

**Language.** Papers will be published in English. Authors in Japan please note that information about how to have the English of your paper checked, corrected and improved (*before submission*) is available from: Elsevier Science Japan, 20-12 Yushima 3-chome, Bunkyo-ku, Tokyo 113; Tel: (03) 3833-3821; Fax: (03) 3836-3064. Some flexibility of presentation will be allowed, but authors are urged to arrange the subject matter clearly under such headings

as *Introduction, Experimental, Results, Discussion*, etc. All contributions should include concise, informative *Abstract*, and a maximum of six *Keywords*. References should be numbered consecutively throughout the text and should be collected together in a reference list (headed *References*) at the end of the paper. All *equations, tables and legends* should be numbered consecutively and separately throughout the paper.

**Illustrations.** Line drawings should be in a form suitable for reproduction. Illustrations can be printed in *colour* when they are judged by the Editor to be essential to the presentation. The publisher and the author will each bear part of the extra costs involved. Further information concerning colour illustrations and the costs to the author can be obtained from the publisher.

## Proofs

Authors will receive proofs which they are requested to correct and return as soon as possible. No new material may be inserted in the text at the time of proof-reading. A *Note added in proof* must be dated and the author must have requested and received the Editor's approval.

## Offprints

Twenty-five offprints of each paper will be supplied free of charge to the author(s). Additional offprints may be ordered at prices shown on the offprint order form which accompanies the proofs.

**There are no page charges.**

## Further Information

All questions arising after acceptance of a paper, especially those concerning proofs, should be directed to the Editorial Office, Elsevier Science, at the address given on the inside front cover. A more detailed guide for the preparation of manuscripts is available from the Editorial office.

© 1995-Elsevier Science S.A. All rights reserved

0378-7753/95/\$9.50

No part of this publication may be reproduced, stored in a retrieval system or transmitted in any form or by any means, electronic, mechanical, photocopying, recording or otherwise, without the prior written permission of the publisher, Elsevier Science S.A., P.O. Box 564, 1001 Lausanne, Switzerland.

Submission of an article for publication implies the transfer of the copyright from the author(s) to the publisher and entails the author(s) irrevocable and exclusive authorization of the publisher to collect any sums or considerations for copying or reproduction payable by third parties. Upon acceptance of an article by the journal, the author(s) will be asked to transfer copyright of the article to the publisher. This transfer will ensure the widest possible dissemination of information.

## For Material Subject to US Copyright Law

### *Special regulations for readers in the USA*

This journal has been registered with the Copyright Clearance Center, Inc., 222 Rosewood Drive, Danvers, MA 01923, USA. Consent is given for copying of articles for personal use, or for the personal use of specific clients. This consent is given on the condition that the copier pays through the Center the per-copy fee stated in the code on the first page of each article for copying beyond that permitted by Sections 107 or 108 of the US Copyright Law. If no code appears in an article, the author has not given broad consent to copy and permission to copy must be obtained directly from the author. All articles published prior to 1982 may be copied for a per-copy fee of US \$2.50, also payable through the Center. This consent does not extend to other kinds of copying, such as for general distribution, resale, advertising and promotion purposes or for creating new collective works. Special written permission must be obtained from the publisher for such copying.

No responsibility is assumed by the publisher for any injury and/or damage to persons or property as a matter of products liability, negligence or otherwise, or from any use or operation of any methods, products, instructions or ideas contained in the material herein.

